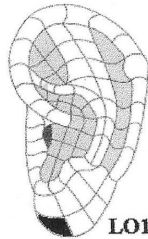
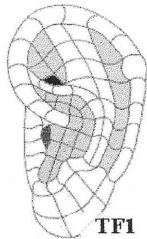
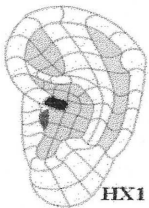
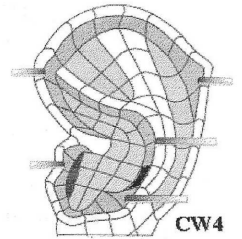
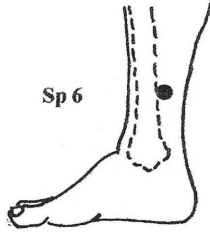
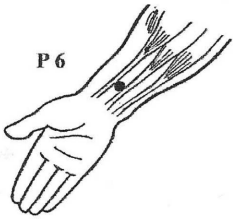
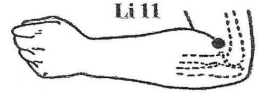
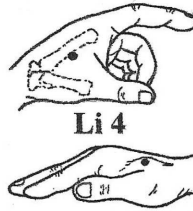
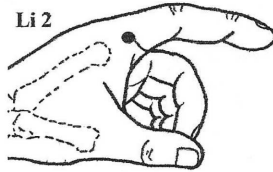
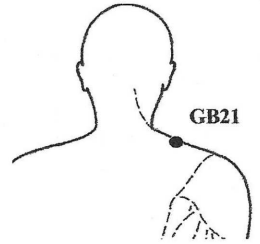
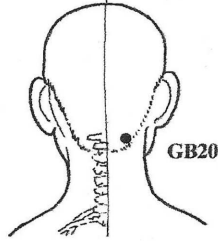
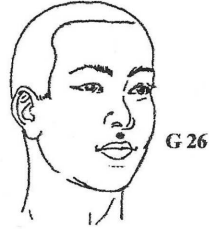
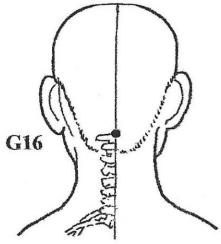


# CEREBRAL PALSY



- G16** 1 cun below the area where the skull joins the spine (cervical atlas), on the spine.
- G26** Midway between the nose and the upper lip.
- GB20** This point is right under and against the base of the skull, in the two small muscular grooves at the back of the neck, two to three inches apart depending on the size of the head.
- GB21** On the top of the shoulder, one to two inches from the side of the neck.
- GB34** Slightly below the level of the bottom on the kneecap, on the outer side of the leg, in the slight depression formed when the knee is completely straight. Forward of a line to the crown of the outer ankle.
- LI02** On the inside of the index finger, in front of the joint where the finger joins the hand.
- LI04** On the back of the hand between the thumb and index finger metacarpal bones. Find the spot midway on the bone that connects the index finger to the wrist. Sometimes this point is easy to find by squeezing two fingers together to form a small mound and marking an imaginary point at the peak of that mound. Then probe inward toward the main body of the hand, right on the bone.
- LI11** On the extreme end of the outer crease of the elbow. Bend your arm tightly and place your Acu-Ki on the end of the crease. Keep your massager in place while opening the arm and stimulate the point on your relaxed arm downward toward your forearm.
- P06** The width of two thumbs (2 Cun) above the most prominent crease on the inner wrist, in line with the middle finger.
- SP06** The width of one hand (3 thumbs) above the crown of the inner ankle, just behind the shin bone on the front of the leg.
- ST36** The width of one hand (3 Cun) below the bottom of the kneecap, and the width of one thumb (1 Cun) toward the outside of the leg (direction of the small toe.) Found in the trough or valley where the two most prominent bones of the calf come together.
- ECW04** PARATHYROID GLAND, BRAINSTEM, SUPERIOR AND MIDDLE CERVICAL SYMPATHETIC GANGLIA
- EHX01** Master Point 0, Point of Support, Solar Plexus, Umbilical Cord, Penis, or Clitoris, Sexual Desire, Bosch Point, Diaphragm, Hiccups. Located in a notch at the beginning of the Helix Root. This point brings the whole body toward a state of homeostatic balance
- ETF01** French Upper Leg, Chinese Thigh. Located on the 1th zone of the Triangular Fossa.
- ELO01** MASTER CEREBRAL POINT, MASTER OMEGA POINT, PREFRONTAL LOBE, NERVOUSNESS, NEURASTHENIA, FEAR, WORRY, PSYCHOSOMATIC POINT, OPTIC NERVE, ANALGESIC POINT, DENTAL ANALGESIA 2, LIMBIC SYSTEM 1, PROSTAGLANDIN POINT 1